



Premium test stand for laboratory applications

Features

- Motorised test stand for tension and compression tests
- **Table-top design** for comfortable operation
- **Robust design** for durable use
- Easy-to-access safety switch-off
- Upper and lower end point, can be set individually
- Automatic or manual operation mode
- Large illustration: Can be used for force gauges up to 500 N (e.g. SAUTER FH, not included, for details see page 9)

Technical data

- Maximum tensile and compressive force: 500 N
- Maximum travel length: 300 mm
- Speed accuracy: 2 % of [Max]
- Overall dimensions LxWxH 570x428x236 mm
- Net weight approx. 25 kg

Accessories

- **Digital length measuring device**, measuring range 300 mm, readout 0,01 mm, details see page 27, SAUTER LB 300-2.
- **Digital length measuring device**, measuring range 200 mm, readout 0,01 mm, details see page 27, SAUTER LB 200-2.
- Mounting the length measuring device onto a SAUTER test stand at the factory, SAUTER LB-A02































STANDARD



OPTION



Model	Measuring range	Speed range	
SAUTER	[Max] N	mm/min	
TVO 500N300.	500	15 - 300	

	Adjusting program (CAL): For quick setting of the balance's accuracy. External adjusting weight required.		Data interface Infrared: To transfer data from the balance to a printer, PC or other peripheral devices.		Battery operation: Ready for battery operation. The battery type is specified for each device.
	Calibration block: standard for adjusting or correcting the measuring device.		Control outputs (optocoupler, digital I/O): to connect relays, signal lamps, valves, etc.		Rechargeable battery pack: rechargeable set.
	Peak hold function: capturing a peak value within a measuring process.		Analogue interface: to connect a suitable peripheral device for analogue processing of the measurements.		Mains adapter: 230V/50Hz in standard version for EU. On request GB, AUS or USA version available.
	Scan mode: continuous capture and display of measurements.		Statistics: using the saved values, the device calculates statistical data, such as average value, standard deviation etc.		Power supply: Integrated, 230V/50Hz in EU. More standards e.g. GB, AUS or USA on request.
	Push and Pull: the measuring device can capture tension and compression forces.		PC Software: to transfer the measurements from the device to a PC.		Motorised drive: The mechanical movement is carried out by a motorised drive.
	Length measurement: captures the geometric dimensions of a test object or the movement during a test process.		Printer: a printer can be connected to the device to print out the measurements.		Fast-Move: the total length of travel can be covered by a single lever movement.
	Focus function: increases the measuring accuracy of a device within a defined measuring range.		GLP/ISO record keeping: of measurements with date, time and serial number. Only with SAUTER printers.		ISO Calibration: The time required for ISO calibration is shown in days in the pictogram.
	Internal memory: to save measurements in the device memory.		Measuring units: Weighing units can be switched to e.g. non-metric at the touch of a key. Please refer to website for more details.		Package shipment: The time required for internal shipping preparations is shown in days in the pictogram.
	Data interface RS-232: bidirectional, for connection of printer and PC.		Measuring with tolerance range: Upper and lower limiting can be programmed individually, e.g. for sorting and dosing.		Pallet shipment: The time required for internal shipping preparations is shown in days in the pictogram.
	Data interface USB: To connect the balance to a printer, PC or other peripheral devices.		ZERO: Resets the display to "0".		Warranty: The warranty period is shown in the pictogram.

Your SAUTER specialist dealer: